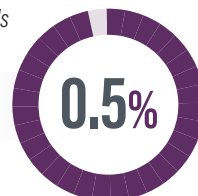


CSN ESTIMATES NEARLY 9,000 NEW CONSTRUCTION JOBS WILL BE CREATED IN THE EAST MIDLANDS FROM 2018–22.

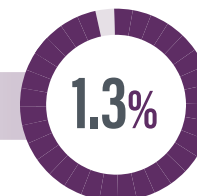
GROWTH RATE:

Output is predicted to increase at an annual average rate of 0.5% in the period, below the UK level of 1.3%. This figure follows three years of solid growth.

East Midlands average growth:



UK average growth:



Growth in the UK:



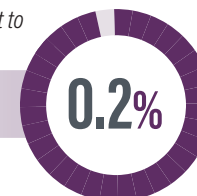
JOB CREATION:

Although 8,600 new construction jobs will be available, employment is expected to fall by 0.2% a year on average in this period, compared to a UK annual average increase of 0.5%. Employment will dip from an estimate of over 180,000 in 2017, to below 179,000 in 2022.

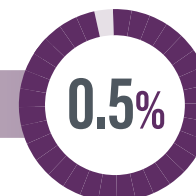
New jobs by 2022:



Employment to fall by:



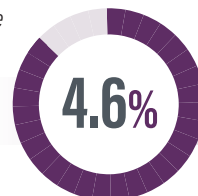
UK to grow by only:




MAIN GROWTH DRIVERS/CONTRACTS:

Infrastructure is the strongest sector, growing at an annual average rate of 4.6%. Work is well underway at SEGRO Logistics Park East Midlands Gateway, having started in February 2017. SEGRO will fund £100m of infrastructure at the interchange, including a 50-acre rail terminal and extensive road improvements. The project is expected to be completed by the end of 2019. The main engine of infrastructure growth in 2019 will be work relating to the HS2 project. While the line itself only clips the south-west corner of Northamptonshire, there are plenty of ancillary works, such as depots, planned for the region. The infrastructure figure is also aided by a large offshore wind farm, which will be built at Triton Knoll in Mablethorpe, Lincolnshire.

Infrastructure growth, up:



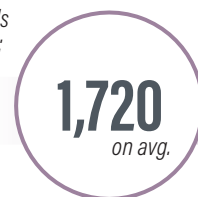
SEGRO will fund:



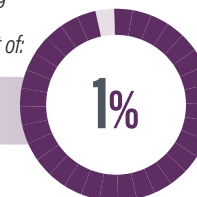
ANNUAL RECRUITMENT RATE (ARR):

Annual recruitment for the region is projected to be 1,720 for 2018–22, representing 1% of base 2018 employment, slightly lower than the UK's at 1.2%.

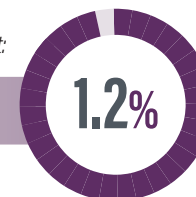
East Midlands ARR is est. at:



Representing a base 2018 employment of:



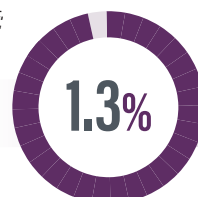
UK base employment:



IN A UK CONTEXT:

CSN predicts UK growth of 1.3% over the next five years, with 158,000 jobs to be created. Although UK growth is slightly down on the 1.7% predicted in 2017, the fall was expected and is not dramatic, when taking into account the economy slowing as a whole and uncertainty around Brexit.

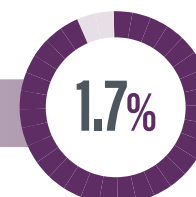
UK growth of:



Jobs created over the next five years:



UK growth down from:



OVERVIEW – EAST MIDLANDS

Total construction output in the East Midlands rose by 6% in 2016 to £8.7bn in 2015 prices, broadly in line with the 2015 gain. Construction output had been rising since 2013 though it remained below its pre-recession peak of nearly £10bn.

The commercial sector drove the gains in 2016, with output increasing by 47%, to £1.4bn. This is the first increase in six years, and the largest out-turn since 2010. The infrastructure and public non-housing sectors also made decent gains, at 9% and 8% respectively, building on growth of 47% and 14% in 2015. At £1.3bn, infrastructure output was at an all-time high.

In 2017 construction output in 2015 prices is estimated to have fallen by 1%, putting an end to three years of solid growth. Beyond this, in the 2018–2022 period annual average growth is expected to come in at 0.5% a year. Annual gains of 2% in 2020 and 1% in 2022 underline the improved outlook in the long term.

The public and private housing sectors remain middling performers, with growth projected to average 2.3% and 1% respectively. In the public non-housing, commercial and industrial sectors output is anticipated to fall by -3.3%, -3.1% and -0.8% on an annual average basis.

Of the 28 job types, 15 are expected to register employment growth in this period. The ARR for the East Midlands is projected to be 1,720 for the 2018–2022 period. None of the 28 occupational categories were flagged as having a high ARR requirement (over 5% of base 2018 employment).

The full report can be read here: www.citb.co.uk/csn